



Active Components Pump Laser Modules

Preliminary Datasheet

Key Features

Up to 950mW Pop

Small form factor, hermetically sealed
10-pin mini-butterfly package

Pin-out compatibility with 14-pin BTF
package

Extended operating temperature range
(-5 °C to +75 °C)

Fiber Bragg Grating (FBG) on SMF

High wavelength and power stability

RoHS compliant

Applications

High output power low noise EDFAs

Dense wavelength division multiplexing
EDFAs

CATV

1999CVX

980 nm Cooled Pump Laser Module 1050 mW Kink-free

The 1999CVX is a new generation of 980 nm terrestrial pump modules powered by an in-house chip technology fully qualified, ensuring an outstanding level of performance and reliability.

Low Profile, 10-pin butterfly modules are available with an operating power up to 950 mW.

They incorporate a thermoelectric cooler (TEC), a precision NTC thermistor and a back-facet monitoring photodiode.

The 1999CVX family has been designed to ensure high wavelength and power stability performance at low power with a 16.5dB dynamic range.

For more Info

Please contact us at:

Europe & Asia: +33 16980 5863

North America: +1 514 748 4848 ext 4374
+1 408 470 0945



ELECTRO-OPTICAL CHARACTERISTICS

The following parameters are specified BOL for a $T_{\text{submount}} = 25\text{ }^{\circ}\text{C}$, $T_{\text{case}} = -5\text{ }^{\circ}\text{C}$ to $75\text{ }^{\circ}\text{C}$, $V_{\text{BFM}} = -5\text{ V}$ and -50 dB max back-reflection unless otherwise stated.

Parameters	Conditions	Symbol	Min	Typ	Max	Unit
PUMP LASER						
Threshold current (1)		I_{th}	-	-	80	mA
Nominal operating power		P_{nom}	700	-	950	mW
Kink free power (2)		P_{kink}	$1.1 \times P_{\text{nom}}$	-	-	mW
Forward current (3)	$P_{\text{nom}} = 700\text{ mW}$ $P_{\text{nom}} = 750\text{ mW}$ $P_{\text{nom}} = 800\text{ mW}$ $P_{\text{nom}} = 850\text{ mW}$ $P_{\text{nom}} = 900\text{ mW}$ $P_{\text{nom}} = 950\text{ mW}$	I_{nom}	-	-	1270 1330 1420 1500 1575 1575	mA
Forward voltage	@ 950 mW	V_{nom}	-	-	2	V
Peak wavelength tolerance	@ $T_{\text{case}} = T_{\text{FBG}} = 25\text{ }^{\circ}\text{C}$ Power Range	$\Delta\lambda_p$	-	-	± 1	nm
Wavelength tuning vs temperature ($T_{\text{FBG}} = -5$ to $75\text{ }^{\circ}\text{C}$)	Power Range	$\Delta\lambda_p / \Delta T$	-	-	0.02	nm / $^{\circ}\text{C}$
Spectral width @ -3 dB	Power Range	$\Delta\lambda_{\text{FWHM}}$	-	-	1.0	nm
Power range			30			P_{nom}
Power in band (4)	P_{nom}	P_{band}	90	-	-	%
Optical power stability	Peak to peak, 1 Hz-50 kHz, 60 sec, $30\text{ mW} \leq P < 50\text{ mW}$ $50\text{ mW} \leq P \leq P_{\text{nom}}$	ΔP	-	-	0.2 0.1	dB
Power consumption, EOL	$1.1 P_{\text{nom}} = 950\text{ mW}$		-	-	9	W
MONITOR DIODE						
Responsivity		I_{BFM} / P	0.5	-	10	$\mu\text{A} / \text{mW}$
Dark current	$V_r = 5\text{ V}$	$I_{\text{BFM_dark}}$	-	-	100	nA
THERMO-ELECTRICAL COOLER						
TEC voltage (EOL)	$T_{\text{case}} = 75\text{ }^{\circ}\text{C}$, $1.1 P_{\text{nom}} = 950\text{ mW}$	$V_{\text{TEC, EOL}}$	-	-	2.45	V
TEC current (EOL)		$I_{\text{TEC, EOL}}$	-	-	2.35	A
TEC Power consumption		$P_{\text{TEC, EOL}}$	-	-	5.44	W
THERMISTOR						
Resistance	$25\text{ }^{\circ}\text{C}$	R_{th}	9.5	-	10.5	k Ω
Constant		β	3600	-	4200	K

(1) I_{th} is the intersection point with the x-axis of a linear fit of the $P(I)$ curve between 15 mW and 50 mW

(2) A kink is detected when the local slope dP/dI is below S_{min} or above S_{max} . S_{min} is defined as $0.5 \times S_{\text{avg}}$ and S_{max} is defined as $1.5 \times S_{\text{avg}}$


(3) EOL forward current $I(\text{EOL}) = 1.1 \times I(\text{BOL})$

(4) P_{band} is defined as the power within the band $\lambda_p \pm 1.5\text{ nm}$ vs the total output power

1999CVX

1050mW Kink-free,
FBG Stabilized,
980 nm Cooled
10-pin Pump Laser Module

3SPTechnologies
Source of Smart Solutions



3

ABSOLUTE MAXIMUM RATINGS

Exposing this device to stresses and conditions above those listed in this section could cause permanent damage and affect reliability. The device is not meant to operate outside the operational limits described in previous section at any length of time.

Parameter Conditions	Symbol	Min	Max	Unit
Storage temperature (2000 h)	T_{stg}	-40	85	°C
Operating temperature ($T_{submount} = 25\text{ °C}$)*	T_{op}	-20	75	°C
Lead soldering temperature (10 s maximum)		-	280	°C
Storage Relative Humidity (Non Condensing)		5	95	%
Operating Relative humidity		5	85	%
LD forward drive current (10 s maximum)	I_{f_max}	-	1800	mA
LD reverse voltage	V_{r_max}	-	2.0	V
LD reverse current	I_{rev}		10	μA
PD reverse voltage	V_{PD_max}	-	15	V
PD forward current	I_{PD_max}	-	10	mA
TEC voltage	$V_{TEC_C_max}$	-	3.6	V
TEC current	$I_{TEC_C_max}$	-	4.0	A
ESD** LD damage	V_{ESD-LD}	-	1000	V
ESD** PD damage	$V_{ESD-MPD}$		500	V
Mounting torque		-	150	mN.m
Fiber bend radius		16	-	mm

* No cold start. TEC will be turned on first.

** Human Body Model, C = 100 pF, R = 1.5 kΩ


FIBER PIGTAIL CHARACTERISTICS

Parameter	Note	Min	Typ	Max	Unit
Fiber type		HI1060™ or equivalent			
Cladding outside diameter		124	125	126	μm
Coating outside diameter	(except along grating)	235	245	255	μm
Core to cladding offset				0.5	μm
Mode Field diameter		5.6	5.9	6.2	μm
FBG recoat diameter		-	-	400	μm
FBG position	Module to center of FBG	-	2	-	m
Fiber proof test level		200	-	-	kpsi
Grating proof test level		150	-	-	kpsi
Pigtail termination	Bare fiber				

1999CVX

1050mW Kink-free,
FBG Stabilized,
980 nm Cooled
10-pin Pump Laser Module

3SPTechnologies
Source of Smart Solutions



5

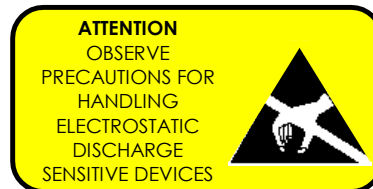
LASER SAFETY INFORMATION

This laser module emits invisible light. Take appropriate precautions to prevent undue exposure to naked eye when module is in operation. This product is classified Class 4 Laser Product according to IEC-60825-1.

HANDLING

This product is sensitive to electrostatic discharge and should not be handled except at a static free workstation. Take precautions to prevent ESD; use wrist straps, grounded work surfaces and recognized anti-static techniques when handling the pump laser module. Caution! Handle the module by its package only; never hold it by its pigtail.

Care should be taken to avoid supply transient currents and voltages. Drive voltage above the maximum specified in absolute maximum rating section may cause permanent damage to the device.



ORDERING INFORMATION


1999CVX PUMP PRODUCT FAMILY

SMF Pigtail	$\lambda_p = 974.0 \text{ nm}$, $T = 25 \text{ }^\circ\text{C}$
Nominal Power	Part Number
700mW	3CN01786GA
750mW	3CN01786GL
800mW	3CN01786HA
850 mW	3CN01786HL
900mW	3CN01786JA
950 mW	3CN01786JL

1999CVX

**1050mW Kink-free,
FBG Stabilized,
980 nm Cooled
10-pin Pump Laser Module**

3SP Technologies
Source of Smart Solutions



CONTACT INFORMATION

Europe & Asia: +33 169 805 833
North America: +1 514 748 4848 ext 4374
+1 408 470 0945

sales@3spgroup.com
www.3sptechnologies.com

IMPORTANT NOTICE

Information in this document is typical and must be specifically confirmed in writing by your supplier before it becomes applicable to any order or contract.

Information is subject to change without notice.

©2018 3SP Technologies S.A.S.

